



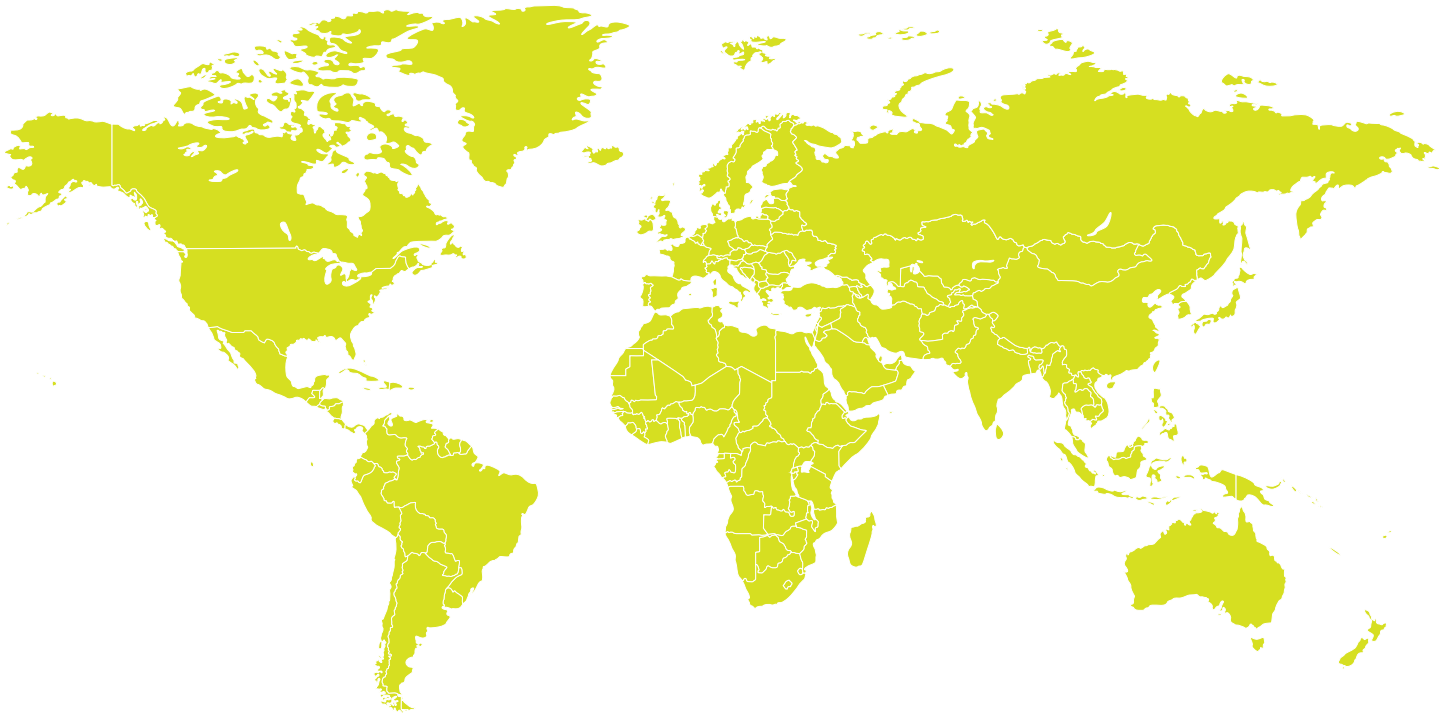
Chapter-1

THE TRUE STORY OF SMOKEY BEAR

STARTING POINT:

WARM UP ACTIVITY

Map Activity : Can you spot out New Mexico in the World Map.



STUDENTS WILL LEARN:

- About natural disasters
- About consequences of natural calamities
- About how to prevent man-made disasters
- About importance of living planet and saving it from natural disaster

QUICK QUESTIONS:

- Name few natural calamities.
- Name few man-made natural disasters.
- Have you heard of any natural calamity in the recent past?
- Can you tell me about wild fires?

WORDS I LEARNT

disaster

terrified

cuddle

pinetrees

blaze

equipment

meadows

patch

flipped

disfigured

orphaned

ripe

panic

veterinarians

trout

roar

charred

wasteland

spark

outspeed

CREATIVITY CORNER

Create a poster to bring about an awareness campaign to save the earth from natural disasters.

MY CORNER

Identify the pictures and write whether it is natural or man-made disasters.



WORKSHEET:

Complete the following using appropriate possessive adjectives / personal pronouns.

1. This house is _____ (our / ours)
2. We are visiting _____ home tomorrow. (their / theirs)
3. This is _____ laptop. (my / mine)
4. This laptop is _____ (my / mine)
5. She has handed in _____ work. (her / hers)
6. He is waiting for _____ sister. (his / him)
7. _____ cupboard was full of nice clothes. (Her / Hers)
8. That house is _____ (their / theirs)
9. This is not _____ bag (your / yours). It is _____
(her / hers)
10. Are these hens _____ (your / yours)?
11. I will buy ribbons for _____ curly hair. (my / mine)

GRAMMAR SONG

<https://www.youtube.com/watch?v=euQWu0tQW14>

ACTIVITY PLAN

1. Make a newspaper collage of natural disasters on a frame of tree / bear.

Collecting newspaper reports relating to natural disasters and pasting it as collage in the chart cut in the form of tree/bear will help children to improve their reading skills. Students will also develop interest to read newspaper reports and gather information.

2. Collecting information on the usefulness of forests

Students will gather information from Internet/books/newspapers and paste pictures and write the usefulness of forests in an A4 sheet/chart paper. Students will discover the need to plant more trees and protecting forest as a natural resource.

3. Speaking about natural calamities

Students will be asked to listen to news as well as read newspaper reports and prepare a speech relating to natural calamity and speak in front of the classroom. This will enhance the confidence of the student as well as communicative skills.

ONLINE RESOURCES

Websites

www.funbrain.com : an interactive, educational website.

www.starfall.com : Star fall teaches through play, with hundreds of games in categories like reading, writing, maths, etc.

www.ABCmouse.com : is a full online curriculum for kids aged 2 through 8 years.

Links

<https://www.terrain.org/wp-content/uploads/2014/07/TrueStorySmokytheBear.pdf>

<https://simple.wikipedia.org/wiki/Wildfire>

<https://www.slideshare.net/umang473/natural-disasters-42152787>

<https://www.slideshare.net/NisargGandhi6/manmade-disaster-ppt>

<https://www.youtube.com/watch?v=bx8FDzqAhUU>


<https://www.youtube.com/watch?v=HaEmIakO7f4>

<https://www.sciencedaily.com/releases/2019/04/190403155421.htm>

LIBRARY RESOURCES


There are a few great books to help your students understand natural disasters.

- *The Science of Natural Disasters* (the Devastating Truth About Volcanoes, Earthquakes and Tsunamis) by Alex Woolf.



This fascinating guide to natural disasters combines fact-packed, easy-to-read text with colourful and quirky illustrations. From earthquakes to volcanoes, it is an eye-opening introduction to the devastating and often terrifying power of the natural world.

- *Animals helping after Disasters* by Jennifer Zeiger



Timelines show how animals have helped humans throughout history. Colourful photographs show animal helpers in action.

CAMBRIDGE RESOURCES

Comprehension (pg. 14) can be mapped to reading and writing Part 5 of K.E.T.

Skills required: Observation and reproduce ; underline the content words.

RAZ-Kids:

FORESTS ON FIRE